



Home Study 6

4th class



Hi girls and boys,

We hope you are in good form. We love seeing your work on Seesaw. You can post work from this plan on Seesaw, and from time to time we will post extra activities there too. You will receive your school report in the post soon.


Here is the daily plan for the next two and a half weeks. There are activities for each day until Wednesday 24th June. This is the last day of term for this school year because we didn't take our week off for the June bank holiday as we had originally planned. There won't be any more activities posted after that date and you'll be on summer holidays.

We can't believe we're already at the end of the school year, you have dealt with this hard time so well and shown such maturity and resilience. You have worked so hard at home over the last three months and we're so proud of you. We wish you nothing but the best for 5th Class.

We will miss you over the summer and can't wait to see you in September,

Tabhair Aire (Take Care),

Ms. Brady, Ms. O Callaghan, Ms. Mooney, Ms. Coy, Liz and Jennie



Please continue with these daily activities

1. Spellings (Section 4) – Learning them and putting them into sentences. If you get finished Section 4, don't move on to Section 5 as it's for 5th Class. Use this spelling list and do 5 a day (ignore the dates)
<http://rathregan.scoilnet.ie/blog/files/2012/02/4th-Class-Spellings-List.pdf>.
2. Mental Maths each day
3. Practise and revise your tables – multiplication and division
4. Handwriting – continue practicing your cursive handwriting
5. Either Read at Home – read and discuss questions with someone at home or read your library book and summarise what you have read each day. If you have finished your book, choose one of your books from home.
6. Rainbow diaries

Monday 9th June 2020

Literacy

- Read these examples of Report Writing from other 4th class children:
<http://www.lisnagryns.ie/report-writing-4th-class/>.
Afterwards, write down or record yourself saying what you think 'report writing' means.

Maths

- Look up examples of 'oblique lines.'
- Find 5 examples of oblique lines in your home.
- Screenshots from Busy at Maths-Line and Angles are attached below: complete these at your own pace over the next two weeks.

Gaeilge

- Choose five 'caitheamh aimsire' (hobbies) phrases to learn off by heart
<https://content.twinkl.co.uk/resource/34/17/roi-g-017-hobbies-display-posters-gaeilge-ver-2.pdf?token=exp=1591198597~acl=%2Fresource%2F34%2F17%2Froi-g-017-hobbies-display-posters-gaeilge-ver-2.pdf%2A~hmac=74f2c9952c95682420b73f22d9e94ac9c93d94c99c8452ce09a070c516b27d08>
- Show us you know them by recording yourself saying them.

Tuesday 10th June 2020

Literacy

- Record yourself giving an oral report. Choose a topic of interest and read aloud 5-8 facts about it.

Maths

- Look up examples of 'perpendicular lines.'
- Find 5 examples of perpendicular lines in your home

SESE

- Look at these aerial photographs (photos from the sky) of Dublin. <https://aerial.ie/10-amazing-drone-photos-dublin/>.
- Try and find some well known buildings or statues and name them.

Wednesday 11th June 2020

Maths

- Create 6 number patterns e.g. 3,8,13,18 (rule add 5) and get a family member to solve the pattern

Gaeilge

- Draw and label three of the Caitheamh Aimsire words in Abair Liom lch. 140/141 (screenshotted below).

PE

- Make a gymnastics sequence at home using five different balances (ask parents/guardians first if you're standing up on something like a chair!!) and record it.

Thursday 12th June 2020

Literacy

- Write a report listing 8-10 facts about something you're interested in. Send it to us on Seesaw to be corrected.

Gaeilge

- Léamh an dán (read the poem), Abair Liom lch. 147 (screenshotted below). Record yourself reading it.

Music

- Write a summer-themed song to the tune of Twinkle Twinkle with rhyming words. Perform it and send it to us.

Friday 13th June 2020

Literacy

- Make an acrostic poem with the word 'ICE-CREAM.'

Maths

- Find five examples of a right angle in your home and write them down.

Art

- Draw and colour a toucan bird! Look at these for examples
<https://i.pinimg.com/originals/13/df/a5/13dfa58b47d4ef70c33722fef7b25983.png>. Make them super colourful by using crayons, pastels, paints, colouring pencils or markers.

Monday 15th June 2020

Maths

- Draw 3 symmetrical pictures and send us one on SeeSaw

Gaeilge

- Practise these 5 questions with a family member:
- An féidir leat rith? (can you run?)
Is féidir liom rith. (I can run) Ní féidir liom rith. (I can't run)
- An féidir leat snámh? (can you swim?)
Is féidir liom snámh. (I can swim) Ní féidir liom snámh. (I can't swim)

- An féidir leat eitilt? (can you fly?)
Is féidir liom eitilt. (I can fly) Ní féidir liom eitilt. (I can't fly)
- An féidir leat canadh? (can you sing?)
Is féidir liom canadh. (I can sing) Ní féidir liom canadh. (I can't sing)
- An féidir leat léim? (can you jump?)
Is féidir leat léim. (I can jump) Ní féidir liom léim. (I can't jump)

SESE

- Read a little about the Human Body, the skin:
<https://www.dkfindout.com/uk/human-body/body-defences/skin/>
- See if you can copy the diagram and label at least the dermis, epidermis, hair shaft and skin surface. You can try to label more if you want.

Tuesday 16th June 2020

Literacy

- Write about what you think the world will be like in 50 years.

Maths

- Maths Hunt: find the following in your neighbourhood - it could be a window, a tree etc.
 1. Parallel and oblique lines
 2. Right angle
 3. A symmetrical object
 4. Something with a number on it
 5. Count how many cars and bikes pass by in 5 mins
 6. How many windows are on your home/building?
 7. How many birds/animals can you see out your window?
 8. If you can see any road signs what shape are they?
 9. Find lines that horizontal and vertical
 10. How many steps is it from your bedroom to the front door?.

Drama

- Play a game of charades with a family member

Wednesday 17th June 2020

Literacy

- Create a second draft of your report that you wrote last Thursday, correcting any mistakes that we noticed.

Gaeilge

- Practise saying these rabhlóga (tongue twisters) as fast as you can!
- Seacht sicín ag seasamh sa sneachta lá seaca.
(seven chickens standing in the snow on a frosty day)
- Tá gruaig fhada rua ar an róbat ramhar.
(The fat robot has long red hair)

SESE

- Read some info about fingerprints
<https://mocomi.com/fingerprints/>.
- Take your own fingerprint using pen ink or paint! Take a picture and show us.

Thursday 18th June 2020

Literacy

- Read the following poem and complete the activities
- <https://www.poetry4kids.com/download/MyPuppyAteMyEarbudsActivitySheet.pdf>

Maths

- STEM (Science, Technology, Engineering and Mathematics)
-build a tower as tall as yourself
Send us a photo on SeeSaw

SPHE

- Design a poster with tips on how to stay safe in the water at the beach/pool.

Friday 19th June 2020

Maths

- Create 6 number patterns and ask someone in your family to solve them. e.g. 100, 150, 200, 250 (rule add 50)

Gaeilge

- Write a poem with the title Is Maith Liom
Use focloir.ie for any words you need, send us a picture/recording on SeeSaw

Art

- Draw a portrait of your friend/family member Picasso style!
- <https://www.tate.org.uk/kids/explore/who-is/who-pablo-picasso>

Monday 22nd June 2020

Literacy

- Write down your favourite memory from 4th Class.

Maths

- Create a word problem using five objects from your kitchen press, e.g. flour, cereal, salt, etc.

Music

- Make a summer playlist. Listen to 5 of your favourite summer songs on Youtube or Spotify and send us your list. Tell us why you liked them.

Tuesday 23rd June 2020

Literacy

- Write down 5-8 goals for 5th Class.

Maths

- Make a menu for a Summer picnic, look up the price of all the ingredients you need. Calculate the total cost of the picnic. Calculate the cost per person (if there are 4 people divide the total cost by 4)

SPHE

- Make a thank you card for someone in your life who is kind and caring to you!

Wednesday 24th June 2020 (half-day)

Literacy

- Record yourself telling us three things you are proud of achieving this year, e.g. neater handwriting, making a new friend, etc.

Have a mini party to celebrate the end of the year! Watch a movie, have a dance to your favourite songs, maybe eat a few treats! Send us a picture of your party.

Book screenshots

Wednesday 11th June



Thursday 12th June

I. Dán.



Laethanta Saoire



Cad a dhéanann tú
Ar do laethanta saoire?
Leadóg nó snúcar
Nó rothaiocht trastíre?

An léann tú leabhair?
An scríobhann tú scéalta?
An mbíonn tú sa chistin
Ag ullmhú béilte?



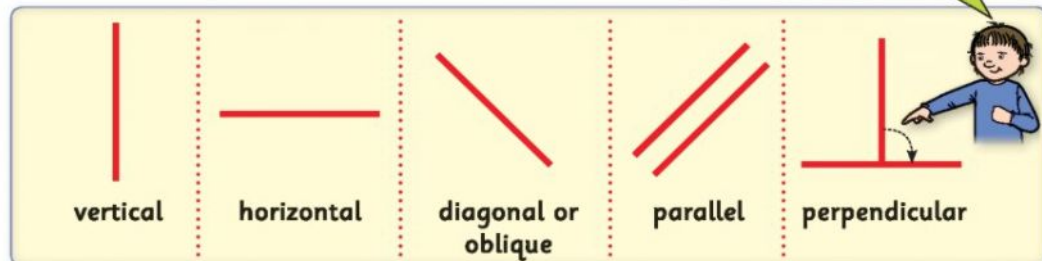
An mbailíonn tú stampaí
Nó cártaí deas' peile,
Saighdiúirí beaga
Nó rud éigin eile?

Mise, is maith liom
É a thógáil go réidh
Agus luí ar an tolg
Le brioscaí is tae.




Chapter 8: Lines and angles

Types of lines.



1. Look at the following pictures. Discuss, then answer the questions.



- (a) Each icicle is hanging in a _____ position. The icicles are _____ to each other but they are _____ to the roof.
- (b) The flagpole is standing in a _____ position. The flag is blowing in a _____ position. The colours on the flag are _____ to each other.
- (c) The ladder is leaning against the wall in a _____ position. The sides of the ladder are _____ to each other. The rungs of the ladder are _____ to each other. The rungs of the ladder are _____ to the sides of the ladder.
- (d) The aeroplane is in a _____ position. The runway is in a _____ position.

2. Find examples of the following lines at home or in school. Name them.

vertical	horizontal	diagonal	parallel	perpendicular

STRAND Shape and space STRAND UNIT/ELEMENT Lines and angles

LANGUAGE Lines, vertical, horizontal, diagonal, oblique, parallel, perpendicular, position, greater/less than, measure, angle, acute, obtuse

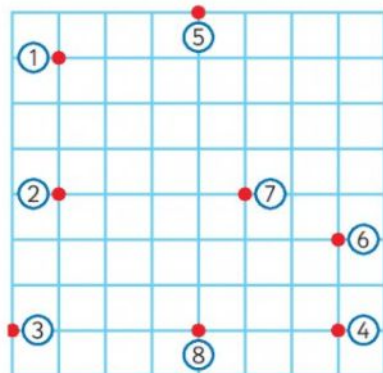
Lines and angles

1. Look at the picture. Discuss. Then answer the questions.



- (a) The sunflowers and the tree trunk are all in a _____ position.
- (b) The boy's legs are in a _____ position, but his body is in a _____ position.
- (c) The sides of the roof are _____.
- (d) The sunflowers and the tree trunk are all _____ to each other.
- (e) The rug is in a _____ position. It is _____ to the tree.
- (f) The girl and the sunflowers are _____ to each other.
- (g) Write 5 sentences of your own about the picture.

2. Follow the instructions to make lines. Use a ruler! Name the type of line.



- (a) Join (1) and (2) with a . vertical
- (b) Join (3) and (4) with a . _____
- (c) Join (5) and (6) with a . _____
- (d) Join (2) and (7) with a . _____
- (e) Join (5) and (8) with a . _____
- (f) The yellow line is _____ to the pink line.
- (g) The yellow line is _____ to the green line.
- (h) The pink line is perpendicular to both the _____ and _____ lines.

Lines and angles

Angles are made where two straight lines meet.



right angle



made by
perpendicular lines

acute



less than a
right angle

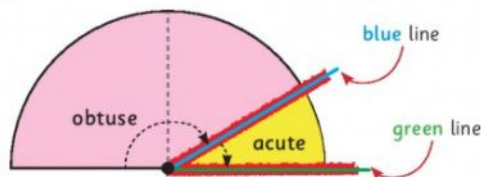
obtuse



greater than a
right angle

Measuring angles (using the semi-circle).

- 1 Use a pipe cleaner to copy the angle.
- 2 Place one side of the pipe cleaner along the green line.
- 3 The corner of the angle must rest on the dot.
- 4 The other side of the pipe cleaner will go along the blue line inside the semi-circle, showing you what type of angle it is!



Example




I want to measure the
angle between my fingers!

Pipe cleaner



The angle is acute!

1. Use the above method to measure and name each angle.

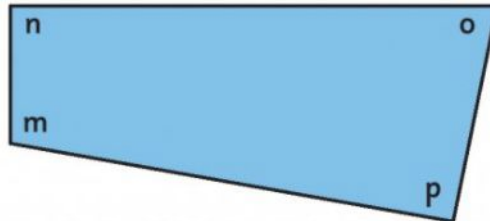
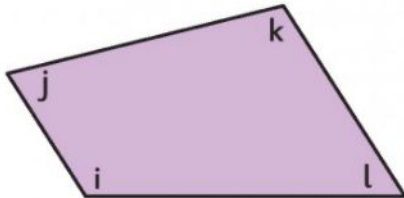
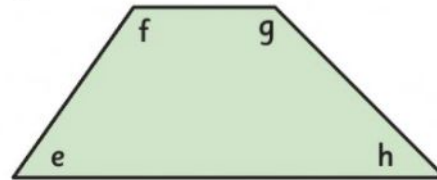
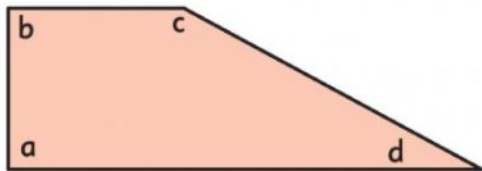


2. Angle hunt. Find examples of these angles at school or at home.

acute	right	obtuse
1.	1.	1.
2.	2.	2.
3.	3.	3.

Lines and angles

1. Measure the angles in each shape. Fill in the grids.



angle	type of angle
a	
b	
c	
d	
e	
f	
g	
h	

angle	type of angle
i	
j	
k	
l	
m	
n	
o	
p	

2. What angle is being made in each yoga pose?





